

# Special Focus: SNAP, Seniors, & SSI Recipients

**Ty Jones Cox**

Senior Advisor, Food Security

AARP Foundation

**AARP** Foundation<sup>®</sup>  
For a future without senior poverty.

# Special Focus: SNAP, Seniors & SSI Participants

Ty Jones Cox  
Senior Advisor, AARP Foundation

# About AARP Foundation



AARP Foundation works to end senior poverty by helping vulnerable older adults build economic opportunity and social connectedness. As AARP's charitable affiliate, we serve AARP members and nonmembers alike. Bolstered by vigorous legal advocacy, we spark bold, innovative solutions that foster resilience, strengthen communities and restore hope.

**AARP** Foundation<sup>®</sup>  
For a future without senior poverty.

## ■ Setting the Stage

Amazing opportunity with the expansion of CalFresh to SSI participants

Estimated 369,000 SSI participants



California has many of the tools needed in place

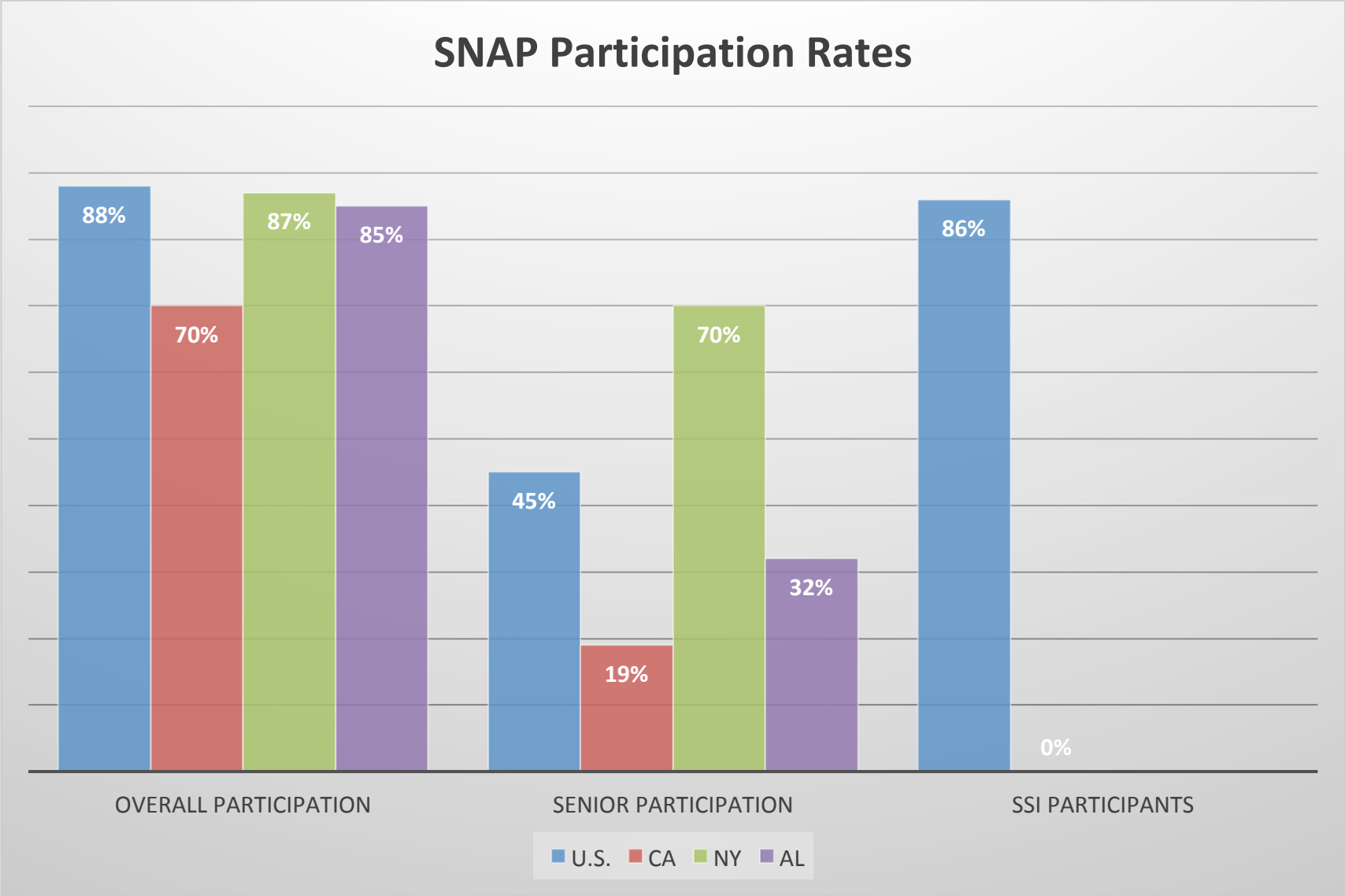
ESAP, SMD, Strong outreach partners and workgroup



Huge chance to increase California's SNAP participation rate

Lots of places to grow

# Where Does CA Stand Now?




## ■ SNAP Participation Among Older Adults

**Eligible older adults have the lowest participation rate in SNAP out of all demographic groups.**


- **Senior participation rate is 45%**
- **The overall SNAP participation rate is 88%**

**This is due to a variety of factors including myths around eligibility, benefit amount, stigma, and burdensome application process.**

# ■ Benefits of SNAP to Older Adults



- \*Improved food security
- \*Improved health
- \*More money to purchase food



- Lower health care costs
- Fewer difficult choices
- Reduced hospital & nursing home admissions



# ■ SNAP & SSI Participants

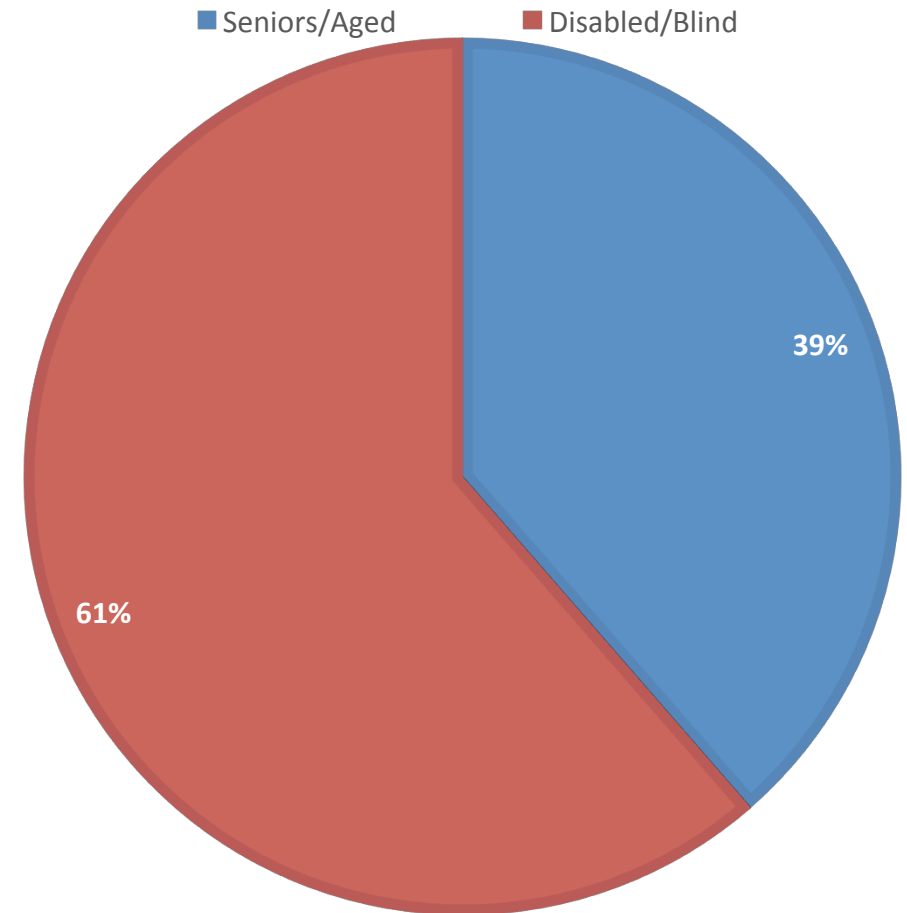
SSI participants are split into two main categories:

- Aged(65+)
- Blind or Disabled

SNAP households with SSI income are split as follows:

- 39 % are in the aged category
- 61% is blind or disabled

SNAP HOUSEHOLDS WITH SSI

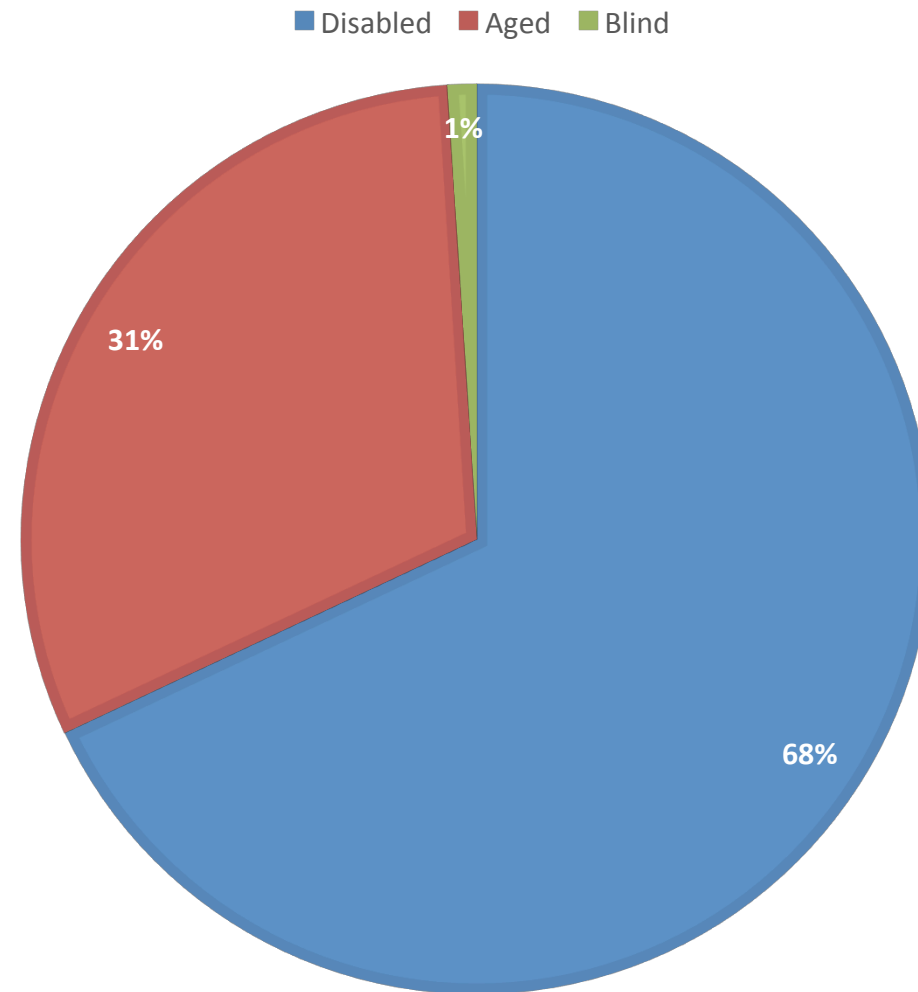


# California's SSI Population

CA's SSI population looks similar to the SNAP SSI population with a majority of the participants being disabled.

- Aged(65+) = 31%
- Blind or Disabled = 68%

CA - SSI BENEFIT TYPE



## ■ What Does This Mean?

---

The SSI participant population is some of our most vulnerable population and face multiple barriers to participation.

---

Seniors, in particular, are the hardest to reach population and overall have a low participation rate.

---

California has some work to do.

# ■ How to Close the Gap?

## Targeted Outreach

- Data matching with other programs
- Go where they are
- Reaching out to individuals
- Engage with all organization that work with SSI participants

## Policy Options

- Elderly Simplified Application process (ESAP)
- Standard Medical Expense Deduction
- Maximize deductions
- Telephonic signatures

# 369,000

SSI participants will become eligible to receive CalFresh.

We have to connect them!